

**THE JAIN INTERNATIONAL SCHOOL KANPUR**

**SUMMER VACATION**

**HOLIDAY HOMEWORK (2024-25)**

**GRADE: IV**

Name: \_\_\_\_\_

<b>ENGLISH</b>	<ul style="list-style-type: none"> <li>• Learn Poem – I'm late for school</li> <li>• Learn chapter -Everything is possible</li> <li>• Do the given worksheets</li> <li>• Make a modal of "Types of Sentences"</li> <li>• Do one page daily in English Cursive Writing Book.</li> </ul>
<b>HINDI</b>	<ol style="list-style-type: none"> <li>1. दिए गए कार्य प्रपत्रों को पूर्ण कीजिए।</li> <li>2. प्रतिदिन एक पेज सुलेख लिखिए।</li> <li>3. प्रष्ठ संख्या - 12 (प्रकृति कहती है) कविता याद करिए।</li> <li>4. दिए गए विषय (लिंग) पर रचनात्मक कार्य (मॉडल) बनाइए।</li> </ol>
<b>MATHS</b>	<p>Do the given sheets &amp; Learn tables from 5 - 20.</p> <p>Projects:- Roll no. 1, 2 &amp; 3 : Make a working model on Addition &amp; Subtraction,</p> <p>Roll no. 4, 5 &amp; 6: Make a chart on Measurements.</p> <p>Roll no. 7, 8 &amp; 9: Make an ATM machine.</p> <p>Roll no. 10, 11 &amp; 12: Make a working chart on Multiples and Factors.</p> <p>Roll no. 13, 14 &amp; 15: Make a working abacus.</p>
<b>SCIENCE</b>	<p>Learn Ch-2 Human Body: The Teeth</p> <p>Do the given worksheets.</p> <p>Projects- Make a model on-</p> <p>Roll No. 1 to 4: Solar oven or Food pyramid</p> <p>Roll No. 5 to 8: Human Respiratory System or an excretory system (Working Model)</p> <p>Roll No. 9 to 12: Arrangements of particles in Solids, Liquids and Gases using plasticine and long toothpicks</p> <p>Roll No. 13 to 16: 3D model on Types of Teeth or parts of a tooth</p>
<b>S.ST.</b>	<p>Do the given worksheets</p> <ul style="list-style-type: none"> <li>• Roll no. 1 to 4- Make a working model on water pollution</li> <li>• Roll no. 5 to 8 - Make a working model on day and night</li> <li>• Roll no. 9 to 12- Make a working model on solar system</li> <li>• Roll no. 13 to 16- Make a working model on streetlight and windmill</li> </ul>
<b>COMPUTER</b>	<p>Roll no. 1 to 4 - Make a Model on Storage and Memory devices.</p> <p>Roll no. 5 to 8 - Make a Model on Communication Devices.</p> <p>Roll no. 9 to 12 - Make a Model on different icons of desktop.</p> <p>Examples- Computer network, Paint, My Computer, any two games icon, MS Word, MS PowerPoint, WhatsApp, Google Chrome, Internet, Explorer, zoom, Gmail, YouTube, folder, MS Excel.</p> <p>Roll no. 13 to 16 - Make a Model on Famous IT Personalities.</p> <p>*Learn Chapter 1.</p>
<b>G.K.</b>	<p>Roll no. 1 to 3 - Make a Chart on Famous Indian Scientists. ( Ref. Chapter 7)</p> <p>Roll no. 4 to 6 - Make a Chart on Space Visitors. ( Ref. Chapter 11)</p> <p>Roll no. 7 and 8 - Make a Chart on Famous bridges. ( Ref. Chapter 17)</p> <p>Roll no. 9 to 11 - Make a Model/ chart on Capitals of Indian states.</p> <p>Roll no. 12 to 14 - Make a Model/ chart on Smilies.</p> <p>Roll no. 15 and 16 - Make a Model on Retro stars. ( Ref. Chapter 31)</p> <p>*Make a colourful scrapbook and write any 20 current affairs. Make it as creative as you can.</p>
<b>Art &amp; Craft</b>	<p><b><u>Art- Draw a flower pot and colour it with pencil colour or crayons.</u></b></p> <p><b><u>Craft - making DIY craft by using plastic bottle.</u></b></p>



**The Jain International School, Kanpur**  
**Subject – English**

Name - \_\_\_\_\_

**Holiday Homework**

**Class –IV**

**Paste the newspaper article in the box given below.**

**Now follow the colour key given below to highlight the punctuation marks.**

**Colour Key :**

- capital letter           – red
- comma                   - blue
- full stop                 - yellow
- question mark         – green
- exclamation mark   - pink

**Note –**

- Article should be in English.
- Article should have minimum three different punctuation marks mentioned above.



The Jain International School, Kanpur

Subject – English

Name - \_\_\_\_\_

Holiday Homework

Class –IV

Shrineel is writing a letter telling his friend about a book he read during the lockdown. Complete the letter.

4-B, Gachibowli Nanakramguda,

Hyderabad,

Telangana-500032

\_\_\_\_\_ (Date)

Dear \_\_\_\_\_

How are you? How did you spend time \_\_\_\_\_ the lockdown? I spent most of my \_\_\_\_\_ time \_\_\_\_\_ books. I wanted to tell you about a \_\_\_\_\_ book that I read recently. The name of the book is \_\_\_\_\_ and the author of the book is \_\_\_\_\_

\_\_\_\_\_ It is about \_\_\_\_\_ . I enjoyed reading it a lot. If you can get a copy, do \_\_\_\_\_ it .Which \_\_\_\_\_ did you read recently? Do let me know.

I hope to see you \_\_\_\_\_ but mother has asked me not to go \_\_\_\_\_ as it is not safe. I miss you and all my other \_\_\_\_\_. I wish this lockdown gets over soon.

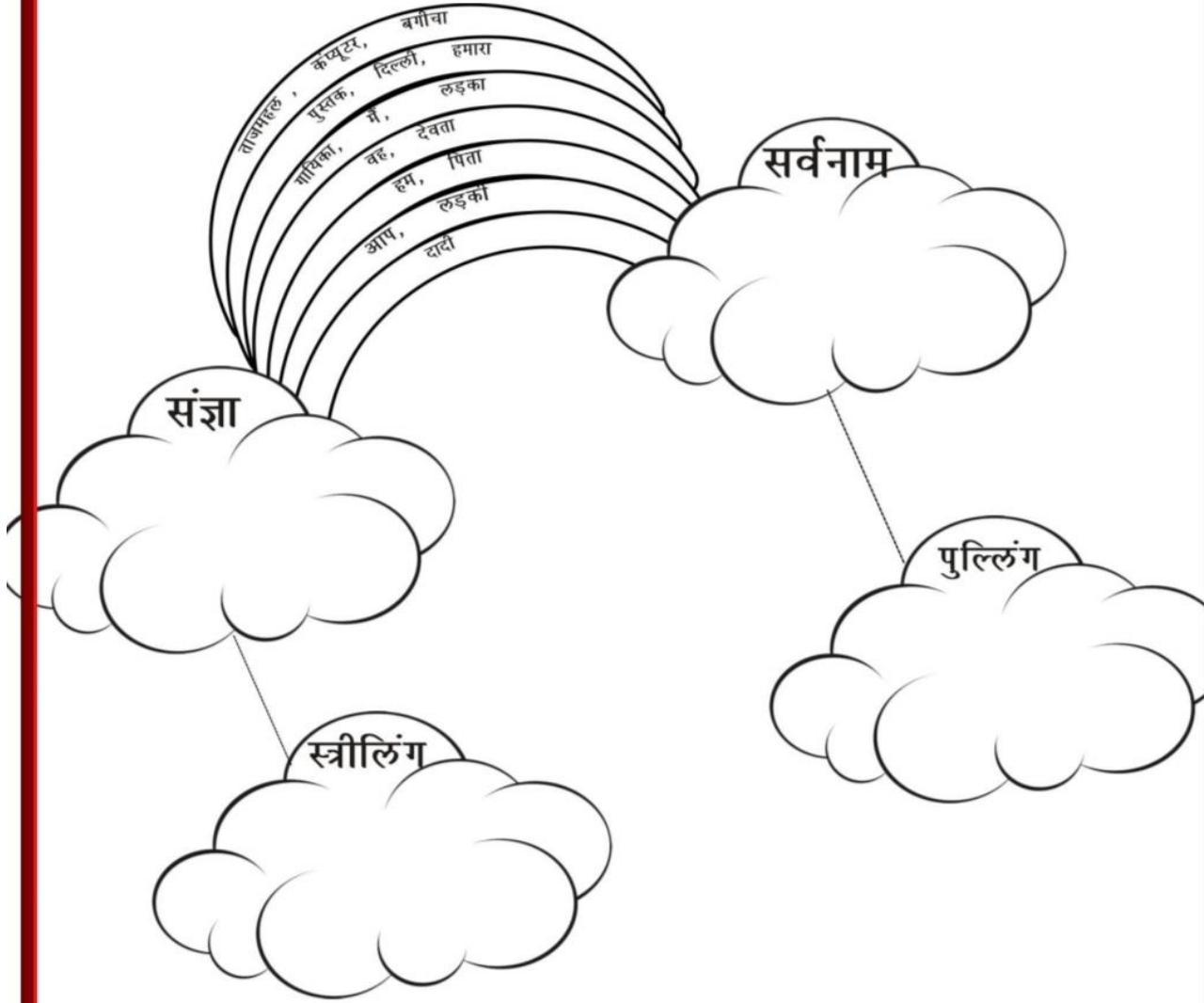
\_\_\_\_\_  
\_\_\_\_\_



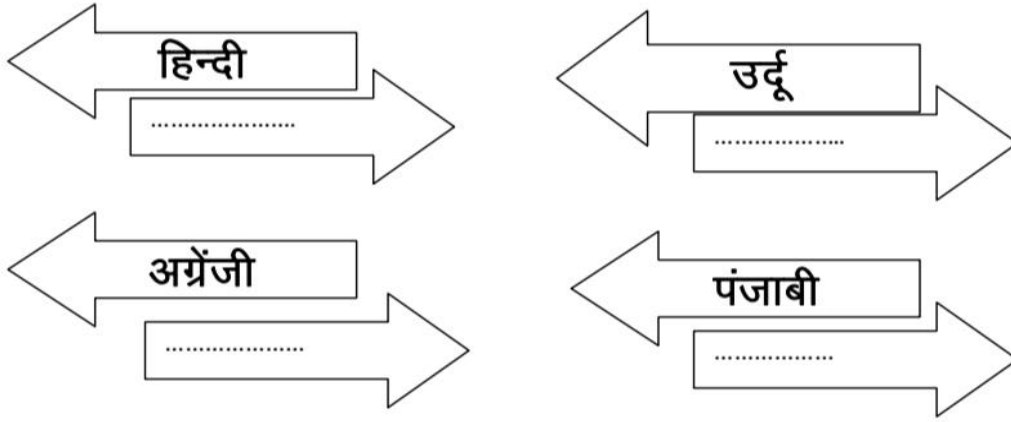
द जैन इंटरनेशनल स्कूल  
ग्रीष्मकालीन अवकाश – गृह कार्य  
कक्षा – 4  
विषय – हिंदी

**लिंग विषय पर रचनात्मक  
कार्य ( मॉडल ) पूर्ण करिए।**

प्र०- 1 इंद्रधनुष में दिए गए शब्दों से संज्ञा, सर्वनाम, स्त्रीलिंग तथा पुल्लिंग शब्द छांटिए एवं इंद्रधनुष में रंग भरिए।



प्र0- 2. निम्नलिखित भाषाओं की लिपियाँ लिखिए -



प्र0- 3 .वर्ग पहेली से निम्नलिखित के विलोम शब्द छांटिये -

नि	मृ	ट	यु	प
क	रा	अ	मृ	त
य	म	शा	क	न
र	अ	प	मा	न
पा	ता	ल	क	ल

आशा - .....

आकाश - .....

जन्म - .....

वीर - .....

मान - .....

आज - .....

विष - .....

उत्थान - .....

The Jain International School, Kanpur  
 Holiday Homework (2024-25)  
 Subject: Mathematics  
 Class – IV

Name: \_\_\_\_\_

Date : \_\_\_\_\_

## Number Search

1. Find any four number patterns hidden in the puzzle. Write the next 3 numbers in the sequence. One is shown as example.

14	12	24	4	6	3	2	12
10	9	8	5	7	10	9	22
5	4	2	4	8	16	32	64
2	4	6	8	10	12	14	16
25	12	23	22	20	11	15	14
50	45	40	35	30	25	20	15
75	70	54	72	40	45	34	16
100	67	98	45	50	47	2	17
125	44	77	87	60	89	12	18
150	3	7	11	15	19	23	27

a. 3, 7, 11, 15, 19, 23, 27,

31

35

39

b. \_\_\_\_\_

□

□

□

c. \_\_\_\_\_

□

□

□

d. \_\_\_\_\_

□

□

□

e. \_\_\_\_\_

□

□

□

Patterns are hidden horizontally and vertically.





The Jain International School , Kanpur  
Holiday Homework (2024-25)  
Subject: Mathematics  
Class – IV

Name: \_\_\_\_\_

Date : \_\_\_\_\_

**Solve 3 x 3 Magic Square Puzzle :-**

Magic Sum = 60

18		22
	24	

Magic Sum = 39

	9	
11		
	17	

Magic Sum = 45

18		
	15	
	19	

Magic Sum = 51

		18
15		
	21	



The Jain International School , Kanpur  
 Subject: Social Studies  
 Holiday Homework Worksheet 1  
 Class – IV

Name:- \_\_\_\_\_

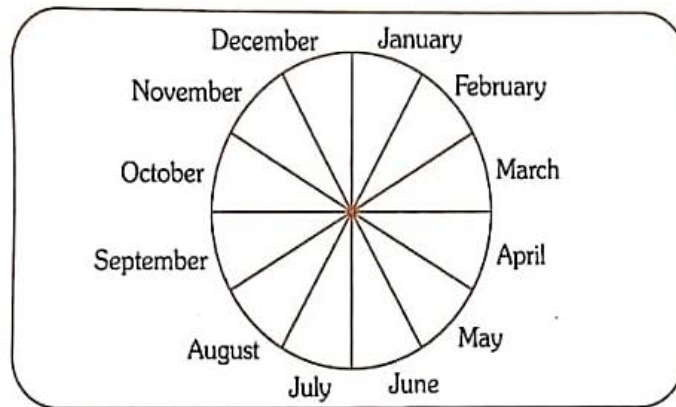
Date: \_\_\_\_\_

**A. Colour the circles according to the pattern of seasons in your town or city:-**

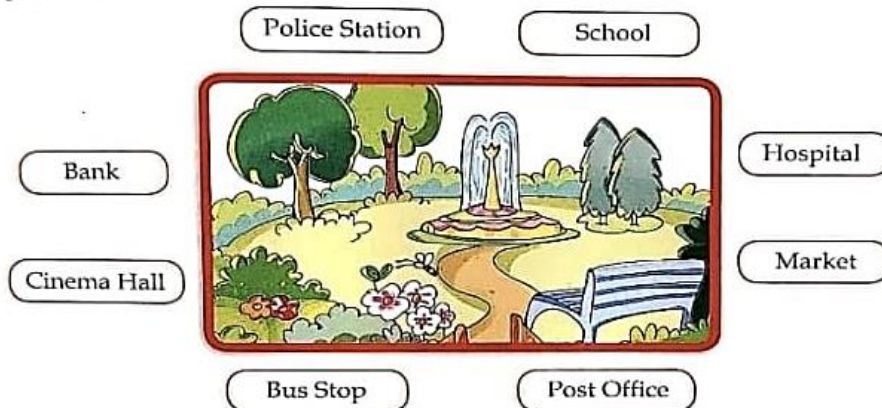
The summer months in red.

The winter months in blue.

The monsoon months in green.



**B. Given below are the names of some places located around a park. Look carefully and answer the questions:-**



Which places are to the

- ✦ East of the park? .....
- ✦ South of the park? .....
- ✦ West of the park? .....
- ✦ North of the park? .....

The Jain International School , Kanpur  
Subject: Social Studies  
Holiday Homework Worksheet 2  
Class – IV

Name:- \_\_\_\_\_

Date: \_\_\_\_\_

1. Read and fill in the gaps using the words in the box.

giant - Earth - Uranus - planets - Mercury – small – Jupiter - Mars –  
Sun – rocky - Neptune - Solar System – gas - Venus – star – Saturn

The \_\_\_\_\_ and the \_\_\_\_\_ form the \_\_\_\_\_.  
The Sun is an enormous \_\_\_\_\_. The planets move around The Sun.  
Mercury, Venus, Earth and Mars are the four \_\_\_\_\_  
planets.

Jupiter, Saturn, Uranus and Neptune are the four \_\_\_\_\_  
planets.

The first planet is \_\_\_\_\_. It is closest to the Sun.

The second planet is \_\_\_\_\_. It is the brightest planet.

The third planet is \_\_\_\_\_. We live on The Blue Planet.


The fourth planet is \_\_\_\_\_. It is the Red Planet.

The fifth planet is \_\_\_\_\_. It is the largest planet.

The sixth planet is \_\_\_\_\_. It has thousands of rings.

The seventh planet is \_\_\_\_\_. It is covered with blue and  
green fog.

The eighth planet is \_\_\_\_\_. It is the furthest planet from the  
Sun.



The Jain International School, Kanpur  
Worksheet  
Subject: Science  
Class -IV

Name: \_\_\_\_\_  
Date: \_\_\_\_\_

---

Q1- Fill in the blanks to complete the given series:-

- a) SUN: STARS :: SATURN: \_\_\_\_\_
- b) MERCURY: FIRST :: NEPTUNE: \_\_\_\_\_
- c) SURFACE: \_\_\_\_\_ :: INTERIOR: CORE
- d) OXYGEN: GAS :: WATER: \_\_\_\_\_
- e) CAPACITY: LITRE :: LENGTH: \_\_\_\_\_

Q2- Given below are the steps of sedimentation and decantation. Number them correctly. Then mark and label sedimentation and decantation in the given diagram.

\_\_\_\_\_ Impurities heavier than water will settle at the bottom of the beaker, leaving clear water above.

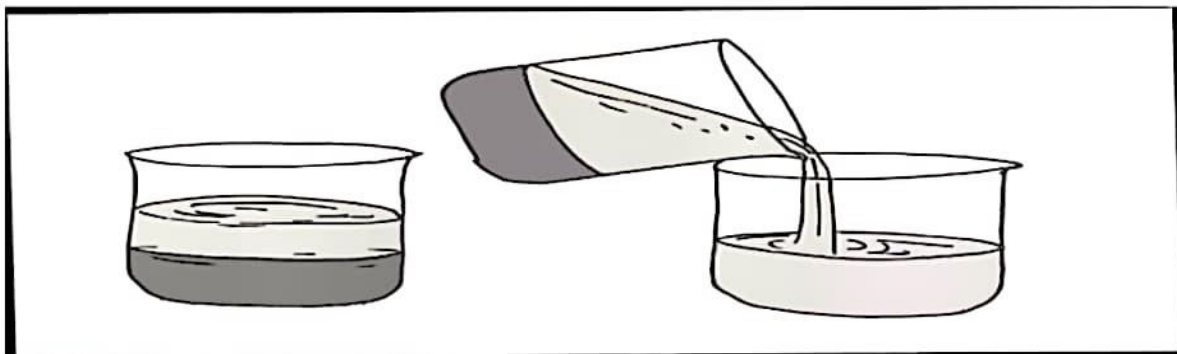
\_\_\_\_\_ This is decantation.

\_\_\_\_\_ Take water with insoluble impurities in a beaker.

\_\_\_\_\_ Slowly pour the clear water into another beaker.

\_\_\_\_\_ Let the water stand for sometime.






\_\_\_\_\_ This is sedimentation.



The Jain International School, Kanpur  
 Subject: Science  
 Worksheet  
 Class -IV

Name: \_\_\_\_\_  
 Date: \_\_\_\_\_

Q1- Graph the weather for ten days and then answer the questions:-

	1	2	3	4	5	6	7	8	9	10	Total
windy 											
sunny 											
cloudy 											
rainy 											
snowy 											

Which weather happened the most? \_\_\_\_\_

Which weather happened the least? \_\_\_\_\_

How many days was it sunny? \_\_\_\_\_

There were more \_\_\_\_\_ days than \_\_\_\_\_.

My favorite weather day was \_\_\_\_\_ because

\_\_\_\_\_.



The Jain International School, Kanpur  
Summer Holiday Homework (2024-25)  
Subject: Computer

Class –IV

**Worksheet 1**

**A. Write the functions of the following shortcut key combinations.**

1. Ctrl + U : \_\_\_\_\_
2. Ctrl + L : \_\_\_\_\_
3. Ctrl + B : \_\_\_\_\_
4. Ctrl + E : \_\_\_\_\_
5. Ctrl + J : \_\_\_\_\_
6. Ctrl + R : \_\_\_\_\_
7. Ctrl + I : \_\_\_\_\_
8. Ctrl + Shift + > : \_\_\_\_\_

**B. Match the following Text cases with their correct examples:**

- | <b>Text Case</b>        | <b>Example</b>                    |
|-------------------------|-----------------------------------|
| 1. Uppercase            | sELECT tHE dOCUMENT.              |
| 2. Toggle Case          | THIS SELECTS THE ENTIRE DOCUMENT. |
| 3. Sentence Case        | move the selected text.           |
| 4. Lowercase            | This Is A Word Document.          |
| 5. Capitalize Each Word | This is a document.               |

**C. Find and encircle the following words in the given word grid.**

**Hints:** Cut Copy Clipboard Undo Redo Paste

Q	C	U	T	Y	C
M	U	N	C	Q	L
R	E	D	O	H	I
E	X	O	P	W	P
H	T	M	Y	A	B
T	A	B	S	E	O
Q	E	T	P	S	A
U	E	P	O	E	R
C	O	Y	D	R	D

**The Jain International School, Kanpur**  
**Summer Holiday Homework (2024-25)**

**Class –IV**

**Subject: Computer**

**Name:-** \_\_\_\_\_

**Worksheet 2**

**A. Read the clue. Guess! Who am I? Write my name in the space provided.**

1. I am also known as wallpaper. \_\_\_\_\_
2. I am a part of taskbar that is marked with the Windows logo. \_\_\_\_\_
3. I am a tiny labelled symbol that represents a file, folder, or a program. \_\_\_\_\_
4. I am a GUI based operating system developed by Microsoft. \_\_\_\_\_
5. I am a picture that appears on the screen whenever a computer remains inactive for a while. \_\_\_\_\_

**B. Complete the following sentences with the help of clues given as jumbled words.**

1. The process of loading the Windows operating system into the computer's memory is called ..... **(BOINGOT)**
2. Windows 10 is an operating system developed by..... **(ROMICSOFT)**
3. ....is a long horizontal bar present at the bottom of the desktop. **(TBARASK)**
4. ....is an image that appears on the desktop background. **(PAPERWALL)**
5. Sleep mode is also known as .....mode. **(STBYAND)**

**C. Look at the figure given below. Identify the marked parts of Windows 10 Desktop and label them.**

